Firm Name : Kavish Infrastructure

Project Name : Karnavati Elysium

Address: Near Karnavati Skylane, Ramol, Ahmedabad.

Architect : Harshit Dobariya

Engineer: Rohit Prajapati

GUJRERA NO:_____

WWW.GUJRERA.GUJARAT.GOV.IN

Contact No:_____

2BHK Flat and Shops

Beauty
IKEA
Durian

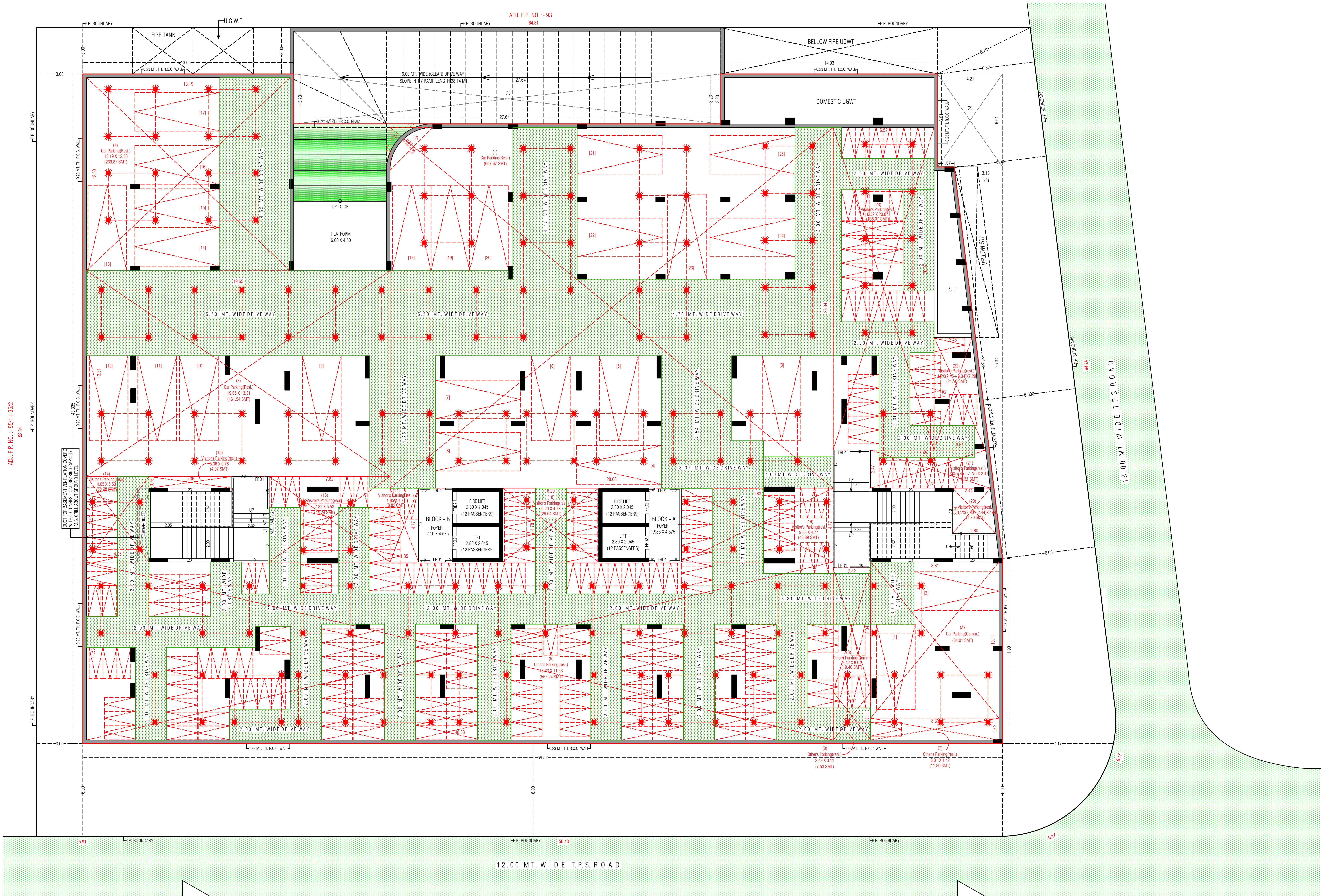


CELLAR PLAN
SCALE : 1 CM = 1.00 MT

ADJ. F.P. NO. :- 93 64.31

ADJ. F.P. NO. :- 95/1+95/2
52.34

ADJ. F.P. NO. :- 208,GARDEN A.M.C.

U.G.W.T.

0.23 MT. TH. R.C.C. OWNER'S WALL & 1.15 MT. HT. PARAPET WALL

BELLOW FIRE UGWT

FIRE TANK 16.42 × 3.00

SPACE FOR PUMP SET

20.14
6.00 MT. WIDE (CLEAR) DRIVE WAY
SLOPE IN 1/7 RAMP LENGTH 28.14 MT.

PLAT FORM
4.50 X 6.00

DN TO CELLAR

ELE. S.S. OPEN PLINTH 1.50 × 2.67 × 4.47

(A)

0.23 R.C.C. BEAM & 1.15 MT. HT. PARAPET WALL

0.23 MT. TH. R.C.C. WALL & 1.15 MT. HT. PARAPET WALL

29.61

6.00 MT WIDE ROAD
15.57 MT ROAD LENGTH

MH11

EXI. MUN. M.H

18.00 MT WIDE T.P.S. ROAD

COMMON PLOT-1
246.96 SQ MT

COMMON PLOT-2
249.72 SQ MT

(B)

6.00 MT WIDE ROAD
15.11 MT ROAD LENGTH

TOTAL ROAD LENGTH 45.08 MT

6.00 MT WIDE ROAD
14.40 MT ROAD LENGTH

SHOP-01
SHOP-02
SHOP-03
SHOP-04
SHOP-05
SHOP-06
SHOP-07
SHOP-08
SHOP-08/A
SHOP-09
SHOP-10
SHOP-11
SHOP-12

R.c.c. Channel For Drainage

P.W.

MH10

RAIN WATER STORAGE TANK OF SUFFICIENT REQUIREMENTS

T.P. LOCATION

BELOW G.L.

MHa9 MHa8 MHa7 MHa6 MHa5

C.B.

ICb1

CUT OUT OF BASEMENT VENTILATION COVERED WITH 60 TONNES LOAD BEARING CAPACITY M.S. GRILL @ GROUND LEVEL

MHb1

BLOCK - B
FOYER
14.78 X 4.315

BLOCK - A
FOYER
14.78 X 4.315

ELECTRIC METER ROOM
AS PER CGDCR
CL.NO.6.3.2.4(C)
5.47 X 3.04

EQUIPMENT ROOM
2.86 X 5.00
NOT COUNTED IN FSI
C.L. No.11.3.5 (IV)(a)

4.54 MT WIDE WALK WAY
1:12 PADESTRIAN RAMP

2.92 MT WIDE WALK WAY
1:12 PADESTRIAN RAMP

LIFT 2.80X2.045 (12 PASS.)
FIRE LIFT 2.80X2.045 (12 PASS.)

LIFT 2.50X2.045 (12 PASS.)
FIRE LIFT 2.50X2.045 (12 PASS.)

ABOVE DUCT

SOCIETY OFFICE FOR COMMON USE ONLY
5.495 X 4.29

EQUIPMENT ROOM
3.05 X 3.92
NOT COUNTED IN FSI
C.L. No.11.3.5 (IV)(a)

ELECTRIC METER ROOM
AS PER CGDCR
CL.NO.6.3.2.4(C)
7.71 X 3.125

4.90 X 1.75

1.20 MT WIDE WALK WAY
1:12 PADESTRIAN RAMP

BELOW CELLAR

MHb2 MHb3 MHb4

12.00 MT WIDE T.P.S. ROAD

LAYOUT PLAN
SCALE : 1CM=2.00 MT

NORTH

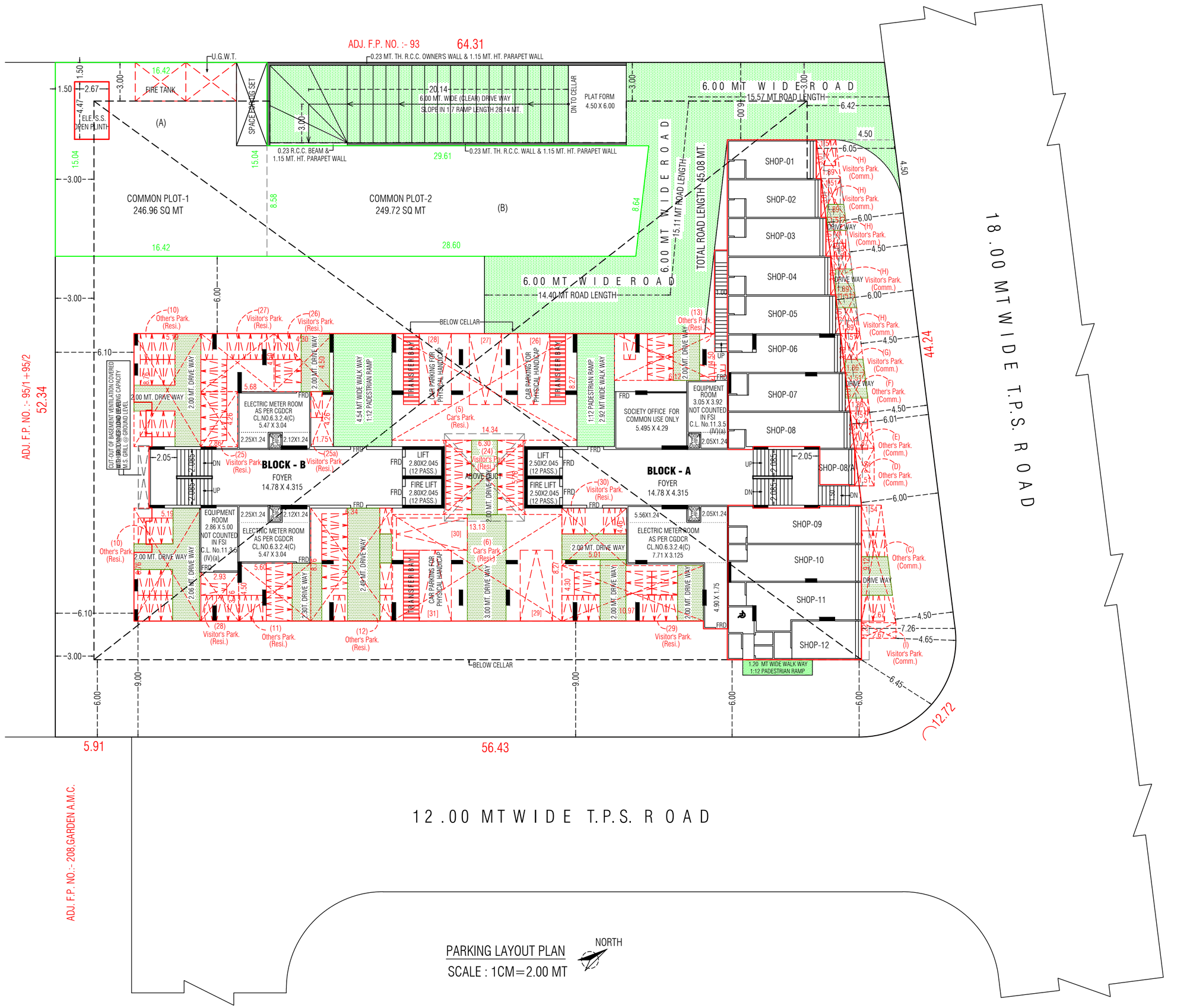


PARKING LAYOUT PLAN

SCALE : 1CM=2.00 MT

NORTH

ADJ. F.P. NO. :- 93 64.31

0.23 MT. TH. R.C.C. WALL & 1.15 MT. HT. PARAPET WALL

BELLOW S.T.P. LOCATION

6.00 MT WIDE ROAD

15.57 MT ROAD LENGTH

FIRE TANK

U.G.W.T.

16.42

1.50 1.50 2.67 4.47

ELE. S.S. OPEN PLINTH

(A)

SPACE FOR GAS SET

20.14

6.00 MT. WIDE (CLEAR) DRIVE WAY

SLOPE IN 1/7 RAMP LENGTH 28.14 MT.

3.00

DN TO CELLAR

PLAT FORM 4.50 X 6.00

6.00

4.50

4.50

0.23 R.C.C. BEAM & 1.15 MT. HT. PARAPET WALL

29.61

0.23 MT. TH. R.C.C. WALL & 1.15 MT. HT. PARAPET WALL

15.04

15.04

P.W.

R.W.P. SLOPE

R.W.P. SLOPE

COMMON PLOT-1
246.96 SQ MT

8.58

COMMON PLOT-2
249.72 SQ MT

(B)

8.64

16.42

28.60

RAIN WATER STORAGE TANK OF SUFFICIENT REQUIREMENTS

BELLOW OPEN TERRACE

15.11 MT ROAD LENGTH

TOTAL ROAD LENGTH 45.08 MT.

6.00 MT WIDE ROAD

14.40 MT ROAD LENGTH

6.00 MT WIDE ROAD

18.00 MT WIDE T.P.S. ROAD

ADJ. F.P. NO. :- 95/1+95/2

52.34

C.B.

6.10

R.W.P. SLOPE

R.W.P. SLOPE

R.W.P. SLOPE

R.W.P. SLOPE

R.W.P. SLOPE

R.W.P. SLOPE

C.B.

44.24

OPEN TERRACE

OPEN TERRACE

OPEN TERRACE

BELLOW OPEN TERRACE

OPEN TERRACE

BLOCK-B

LIFT

FIRE LIFT

BLOCK-B

BLOCK-A

LIFT

FIRE LIFT

BLOCK-A

ROOF TOP SOLAR ENERGY INSTALLATION AND GENERATION SYSTEM TO BE PROVIDED AS PER CL.NO.17.5.1

C.B.

OPEN TERRACE

Roof Top Solar Energy Installation and Generation system to be provided as per Cl.No.17.5.1

OPEN TERRACE

OPEN TERRACE

6.10

SLOPE R.W.P.

SLOPE R.W.P.

SLOPE R.W.P.

SLOPE R.W.P.

SLOPE R.W.P.

SLOPE R.W.P.

9.00

C.B.

C.B.

C.B.

12.72

5.91

56.43

12.00 MT WIDE T.P.S. ROAD

ADJ. F.P. NO. :- 208,GARDEN A.M.C.

ENVIRONMENTAL MANAGEMENT PLAN

SCALE : 1CM=2.00 MT

NORTH

F.S.I. AREA CALCULATION (COMM. GR. FL. PLAN)

CARPET AREA (RERA) CALCULATION (COMM. GR. FL. PLAN)

CARPET AREA (RERA) CALCULATION (1st. FL. PLAN)

UNIT BUILT UP AREA / F.S.I CALCULATION (1st. FL. PLAN)

GROUND FLOOR (S.P.+ H. P.) PLAN

1st. FLOOR PLAN

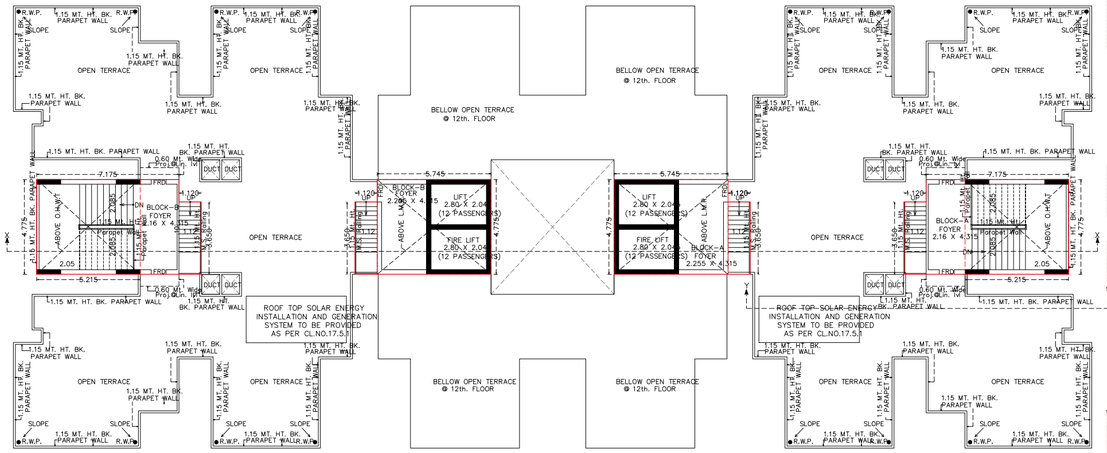


STAIR CABIN, O.H.W.T.,L.M.R. & OPEN TERRACE PLAN

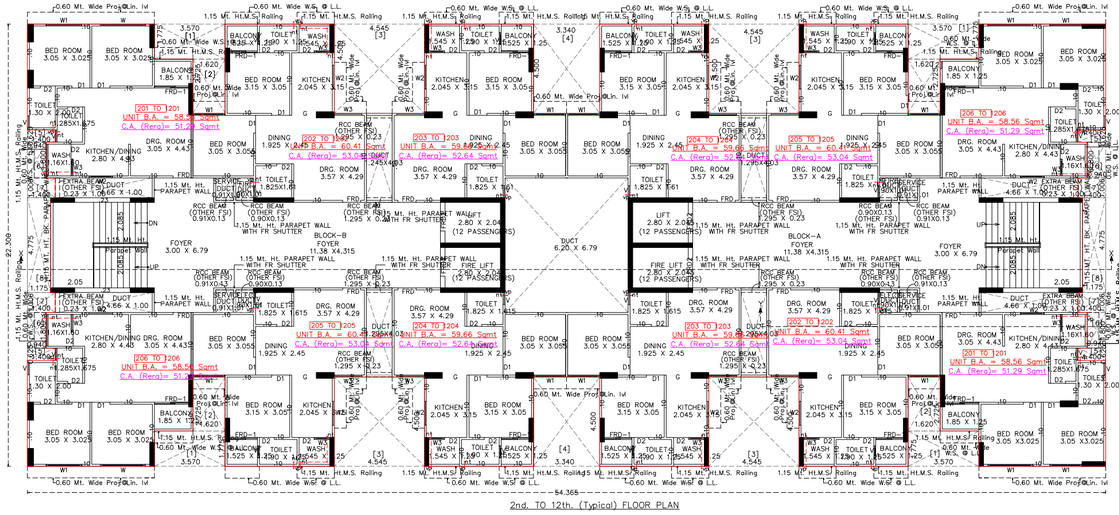


2nd. TO 12th. (Typical) FLOOR PLAN

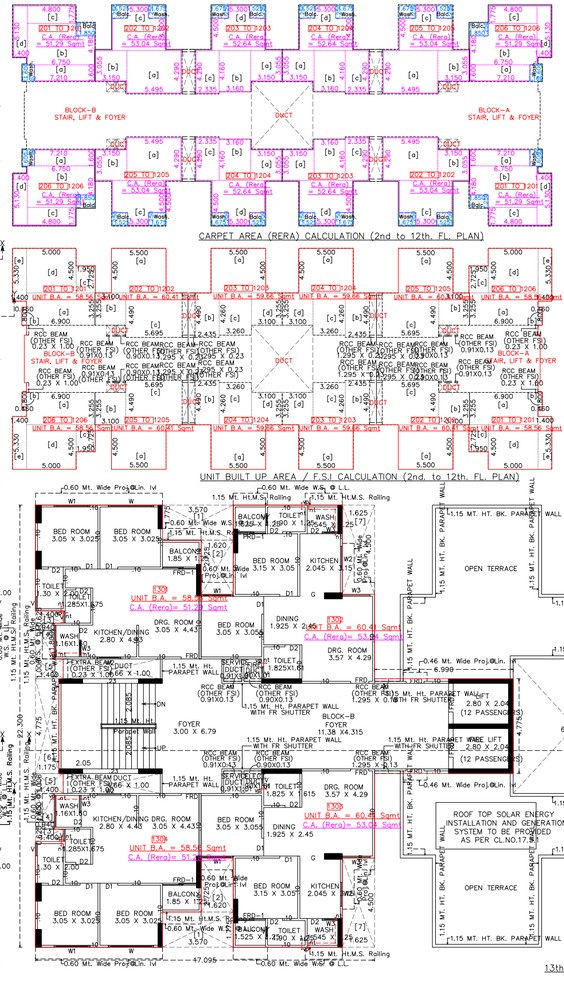


13th.FLOOR PLAN



CARPET AREA (RERA) CALCULATION (2nd to 12th. FL. PLAN)

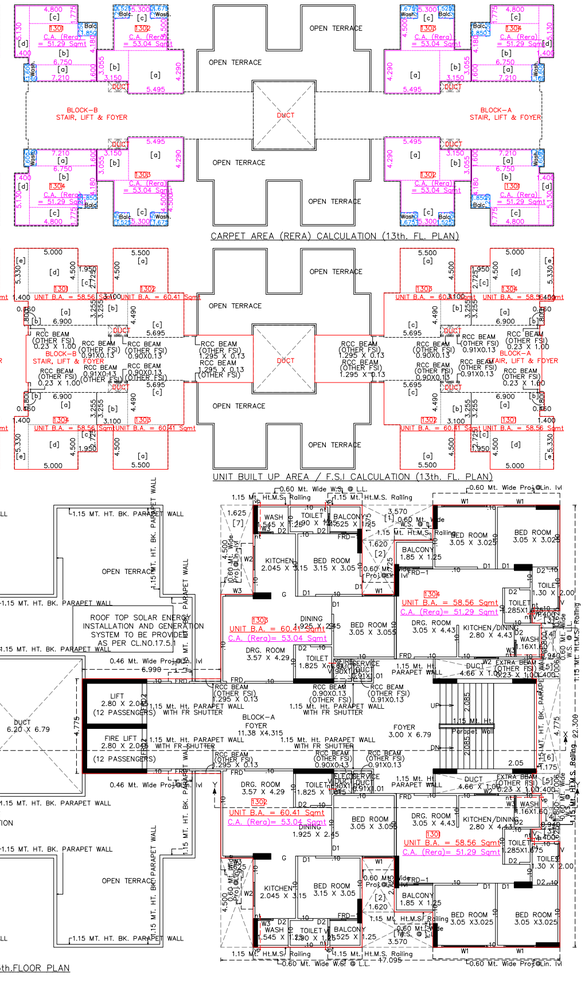

CARPET AREA (RERA) CALCULATION (13th. FL. PLAN)



UNIT BUILT UP AREA / F.S.I CALCULATION (2nd. to 12th. FL. PLAN)



UNIT BUILT UP AREA / F.S.I CALCULATION (13th. FL. PLAN)

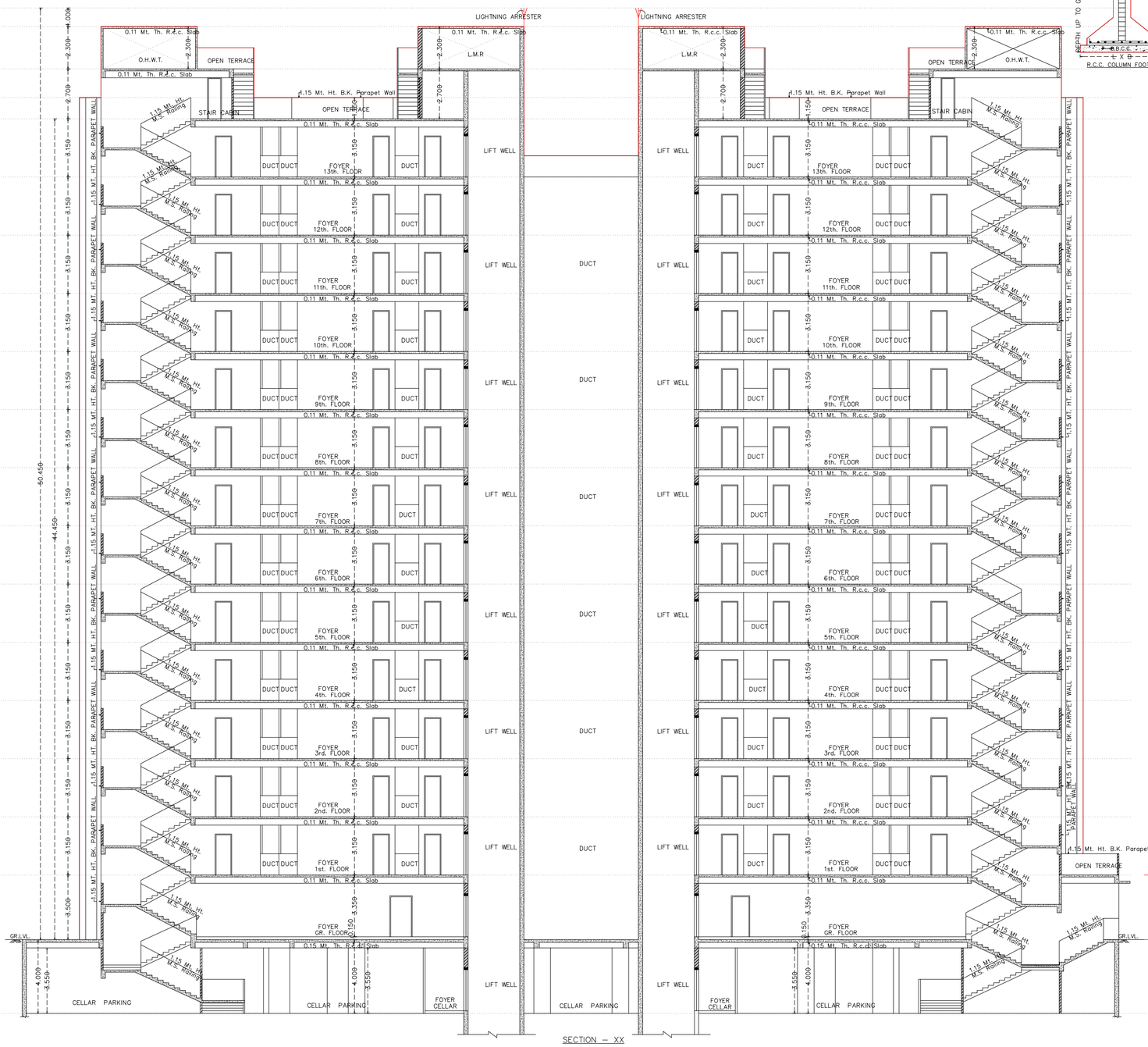


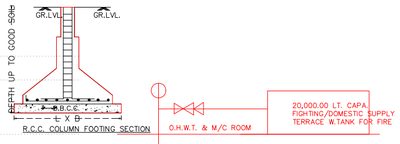


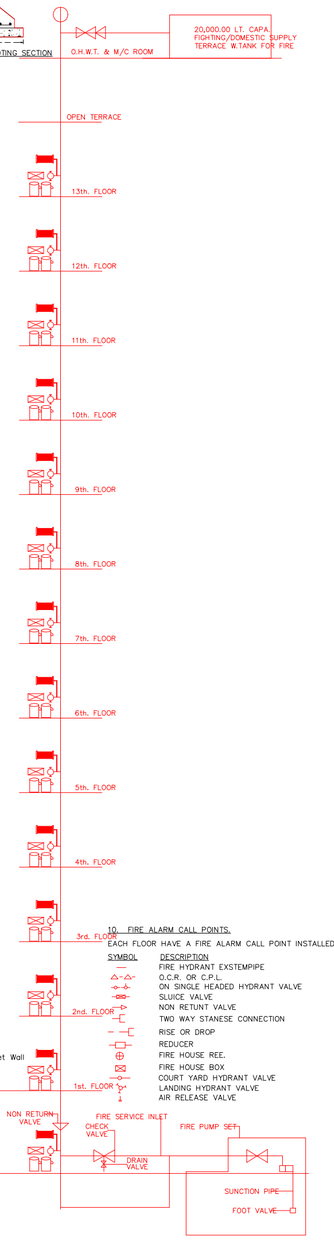


10 FIRE ALARM CALL POINTS.
EACH FLOOR HAVE A FIRE ALARM CALL POINT INSTALLED.

| SYMBOL | DESCRIPTION |
|---|---|
| | FIRE HYDRANT EXSTEMPIPE |
| | G.C.R. OR C.P.L. |
| | ON SINGLE HEADED HYDRANT VALVE |
| | SLUICE VALVE |
| | NON RETUNT VALVE |
| | TWO WAY STANESE CONNECTION |
| | RISE OR DROP |
| | REDUCER |
| | FIRE HOUSE REE. |
| | FIRE HOUSE BOX |
| | COURT YARD HYDRANT VALVE |
| | LANDING HYDRANT VALVE |
| | AIR RELEASE VALVE |

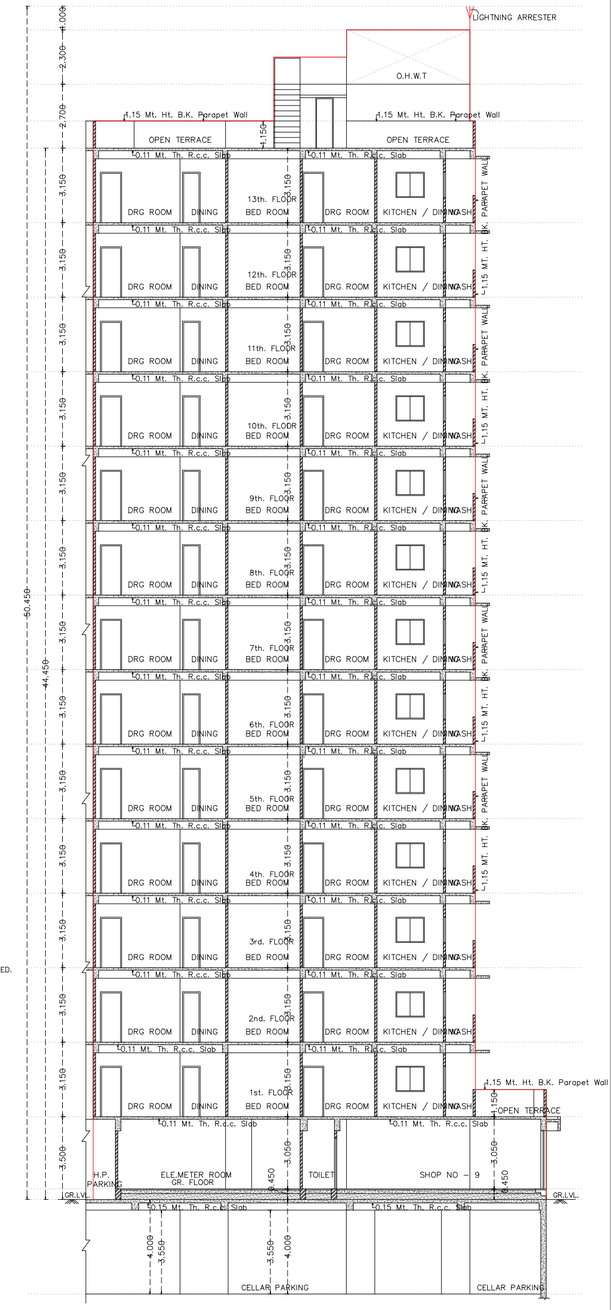

ELEVATION PLAN

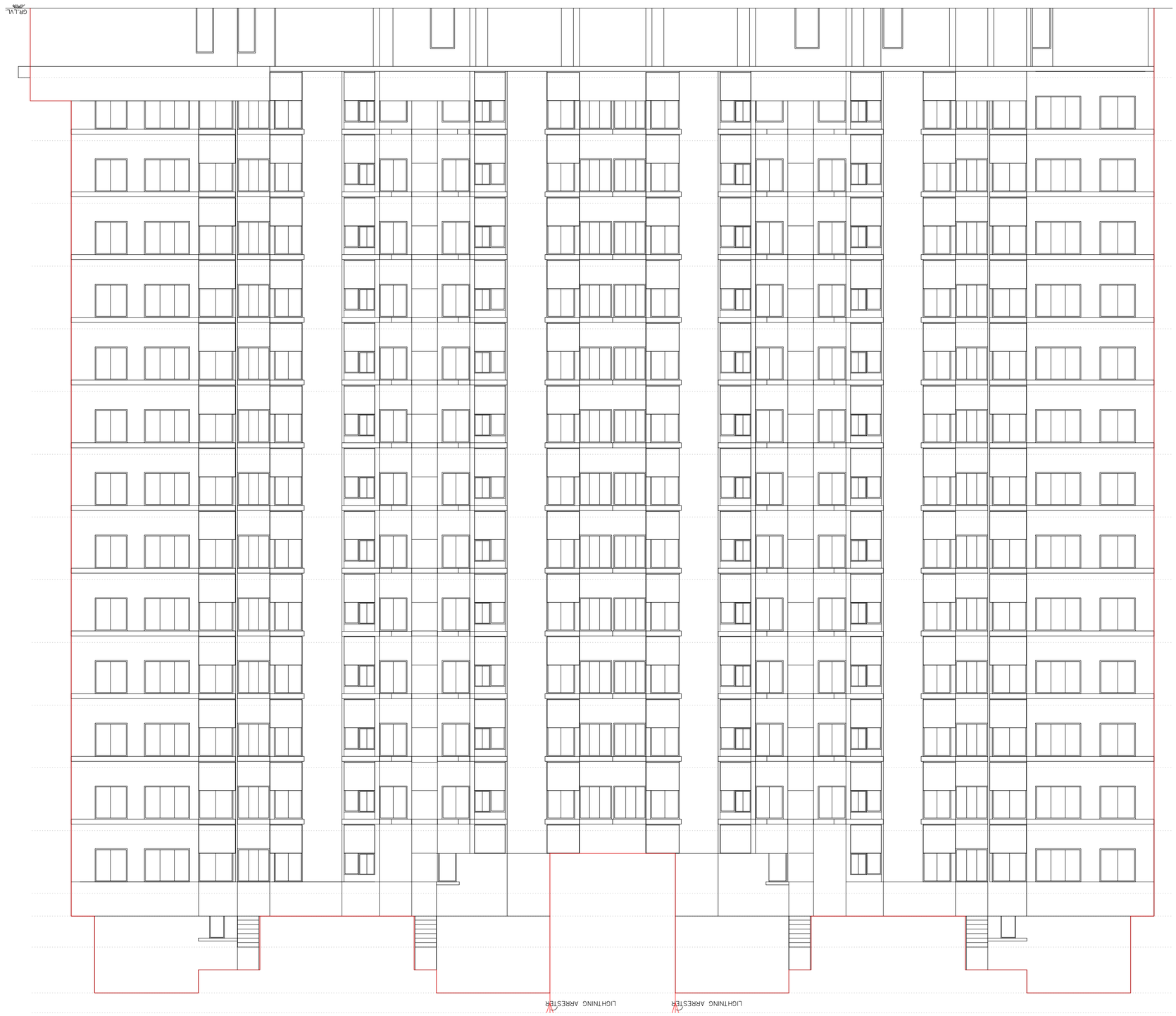

# SPECIFICATION

**STRUCTURE**
R.C.C. WITH EARTHQUAKE RESISTANCE FRAME

**FLOOR FINISH**
VITRIFIED TILES or equivalent
CHINA MOSAIC WITH REQUIRED WATER PROOFING ON TERRACE

**BATHROOMS**
GOOD QUALITY TILES FLOORING & DADO UP TO LINTEL LEVEL AS PER ARCHITECTS DESIGN
BRANDED C.P. FITTINGS AND SANITARY WARE

**KITCHEN**
GRANITE PLATFORM & S.S.SINK.
PROVISION FOR WATER PURIFIER INSTALLATION

**WASH**
ELECTRIC POINT FOR WASHING MACHINE WITH WATER INLET-OUTLET POINT IN WASH AREA
GLAZED TILES DADO IN WASH AREA UP TO PARAPET HEIGHT

**DOORS**
DESIGNER MAIN DOOR & OTHER FLUSH DOORS WITH GOOD QUALITY LOCK

**WINDOWS**
FULLY GLAZED POWDER COATED ALUMINIUM WINDOWS WITH STONE REVILE

**PLUMBING**
CONCEALED PLUMBING WITH GOOD QUALITY CPVC/UPVC PIPES AND FITTINGS
WATER CONTROL COCK FOR ALL APARTMENTS

**WALLS/PAINT**
ALL INTERNAL WALL FINISH WITH PUTTY AND OUTER WALL WITH TEXTURE FINISH AND WEATHER
SHIELD ACRYLIC PAINT

**ELECTRIFICATION**
CONCEALED ISI MATERIAL COPPER WIRING
ADEQUATE ELECTRIC POINTS AS PER ARCHITECT DESIGN
MODULAR SWITCHES
MCB, ELCB
A.C. POINTS IN ALL BEDROOMS

**DTH & BROADBAND**
CENTRALISED CABLE FACILITY PROVIDED IN EACH APARTMENT

**ELEVATOR**
TWO GOOD QUALITY AUTOMATIC ELEVATORS PER BLOCK

**SECURITY SYSTEM**
CCTV SURVEILLANCE COMMON AREA OF SOCIETY
24X7 SECURITY GUARD

**WATER SUPPLY**
24 HOURS WATER SUPPLY

**PARKING**
1 ALLOTTED CAR PARKING FOR EACH APARTMENT
WELL EQUIPPED FULL FIRE SYSTEM